

F. A. I. EUROPEAN CHAMPIONSHIPS
 for CONTROL LINE MODELS
 POLAND - CZESTOCHOWA '91

CLASS F2A
 INDIVIDUAL RESULTS:

Pla ce:	SURNAME & Name	COUN TRY:	S P E E D			BEST:
			1. fl.	2. fl.	3. fl.	
1.	KOSTIN S.	USSR	0.00	0.00	305.43	305.43
2.	BOLSHAPOV A.	USSR	0.00	296.13	301.59	301.59
3.	SHTSHEKALIN S.	USSR	299.92	0.00	299.50	299.92
4.	KALMYKOV A.	USSR	293.08	298.67	295.32	298.67
5.	SZEGEDI Sandor	HUN	260.81	0.00	293.48	293.48
6.	HALMAN Peter	GBR	286.09	292.45	286.85	292.45
7.	HULT Jozsef	HUN	291.73	289.16	285.19	291.73
8.	EISNER Paul	GBR	281.98	282.35	288.00	288.00
9.	MANDER Jan	GBR	282.13	286.24	286.02	286.24
10.	ELEKES Imre	HUN	282.35	283.61	284.96	284.96
11.	ZANIN Rino	ITA	281.84	0.00	0.00	281.84
12.	FORSS Timo	FIN	264.77	252.63	278.06	278.06
13.	VALO Leo	FIN	271.02	277.78	275.44	277.78
14.	RACHNAK Andrzej	POL	276.92	271.97	0.00	276.92
15.	ODROVSKY Hites	CSFR	276.43	246.13	274.74	276.43
16.	ZANIN Stefano	ITA	270.34	0.00	274.88	274.88
17.	RACHNAK Tomasz	POL	0.00	273.14	264.71	273.14
18.	TOMELLERI Sergio	ITA	271.84	248.11	265.10	271.84
19.	MEKEMEIJER Rob	HOL	0.00	242.75	269.19	269.19
20.	BURSA Liber	CSFR	258.07	0.00	267.59	267.59
21.	BENAVENT Jorge	ESP	252.81	0.00	262.39	262.39
22.	RYBAK Jiri	CSFR	258.62	258.87	0.00	258.87
23.	MISZCZYK Adam	POL	0.00	250.99	258.75	258.75
24.	RIETBERGEN Paul	HOL	257.88	242.70	248.33	257.88
25.	FARRANON Luis	ESP	0.00	254.78	250.81	254.78

TEAM RESULTS:

Pla ce:	COUNTRY	Competitor			TOTAL:
		1.	2.	3.	
1.	U.S.S.R.	305.43	301.59	299.92	906.94
2.	HUNGARY	293.48	291.73	284.96	870.17
3.	GREAT BRITAIN	292.45	288.00	286.24	866.69
4.	ITALY	281.84	274.88	271.84	828.55
5.	POLAND	276.92	273.14	258.75	808.81
6.	C.S.F.R.	276.43	267.59	258.87	802.89
7.	FINLAND	278.06	277.78	0.00	555.84
8.	NETHERLANDS	269.19	257.88	0.00	527.07
9.	SPAIN	262.39	254.78	0.00	517.17

EVENT
 DIRECTOR
 JERZY KOSINSKI



F . A . I . EUROPEAN CHAMPIONSHIPS
for CONTROL LINE MODELS
P O L A N D - CZESTOCHOWA '91



CLASS F2B
I N D I V I D U A L R E S U L T S :

Pla ce:	SURNAME & Name	COUN TRY:	S C O R E					TOTAL
			Flight		Fly - off			
			1.	2.	1.	2.	3.	
1.	KALESNIKOV A.	USSR	2856.0	3012.0	3013.0	2979.0	2992.0	6005.0
2.	SALENEK W.	USSR	2798.0	2860.0	2881.0	2895.0	2956.0	5851.0
3.	STRAKHOV W.	USSR	2732.0	2789.0	2864.0	2841.0	2899.0	5763.0
4.	COMPOSTELLA Luciano	ITA	2705.0	2821.0	2857.0	2854.0	2837.0	5711.0
5.	MOROTZ Attila	HUN	2532.0	2726.0	2749.0	2797.0	2800.0	5597.0
6.	ZAWADA Piotr	POL	2588.0	2759.0	2722.0	2818.0	2775.0	5593.0
7.	DRAPER Bil	GBR	2688.0	2729.0	2757.0	2775.0	2750.0	5532.0
8.	SKRABALEK Jan	CSFR	2710.0	2657.0	2749.0	2740.0	2584.0	5489.0
9.	KOWALCZYK Krzysztof	POL	2634.0	2584.0	2681.0	2754.0	2635.0	5435.0
10.	BILLON Gerard	FRA	2602.0	2668.0	2731.0	2557.0	2685.0	5416.0
11.	DELABARDE Serge	FRA	2513.0	2652.0	2676.0	2716.0	2607.0	5392.0
12.	CANI Ivan	CSFR	2452.0	2669.0	2397.0	2652.0	2623.0	5275.0
13.	DOBROVOLNY Radomil	CSFR	2497.0	2670.0	2594.0	2653.0	2547.0	5247.0
14.	JANSSEN Erik	HOL	2640.0	2559.0	2623.0	2572.0	2603.0	5226.0
	DZIUBA Paweł	POL	2624.0	2600.0	2623.0	2580.0	2603.0	5226.0

I N D I V I D U A L R E S U L T S :

Pla ce:	SURNAME & Name	COUN TRY:	S C O R E		
			1. fl.	2. fl.	BEST:
16.	JONG Henk de	HOL	2571.0	2617.0	2617.0
17.	TOKAJI Tamas	HUN	2362.0	2596.0	2596.0
18.	BALLESIO Franco	ITA	2526.0	2595.0	2595.0
19.	MAGGI Alberto	ITA	2538.0	2579.0	2579.0
20.	WENCZEL Franz	AUT	2327.0	2573.0	2573.0
21.	WADOWICH Zoltan	HUN	2520.0	2544.0	2544.0
22.	HANDSCOMB Richard	GBR	2543.0	2387.0	2543.0
23.	ROBINSON Barry	GBR	224.0	2538.0	2538.0
24.	GAUTHIER Philippe	FRA	1871.0	2531.0	2531.0
25.	ENGLISH Karsten	GER	2471.0	2523.0	2523.0
26.	GERMANN Peter	SWI	2275.0	2438.0	2438.0
27.	DESSAUCY Luc	BEL	2422.0	2408.0	2422.0
28.	KEHRAVUO Kerkko	FIN	2411.0	2406.0	2411.0
29.	ROZENBERG Eliezer	ISR	2101.0	2388.0	2388.0
30.	HOEK Bruno van	HOL	2326.0	2373.0	2373.0
31.	WEINSEISEN Walter	AUT	2326.0	2319.0	2326.0
32.	ESCRIBANO Rafael	ESP	2081.0	2241.0	2241.0
33.	SCHMITZ Willi	GER	2044.0	2185.0	2185.0
34.	WAGNER Guenter	GER	2112.0	1964.0	2112.0
35.	RODRIGUEZ Antonio	ESP	1941.0	2049.0	2049.0
36.	WEINMANN Erhard	AUT	2035.0	0.0	2035.0
37.	SZABO Miklos	RUM	1638.0	1619.0	1638.0
38.	ZAMFIR Sorin	RUM	887.0	474.0	887.0
39.	DAN Octavian	RUM	544.0	20.0	544.0

EVENT DIRECTOR
HAREK DOMINIAK


F . A . I . EUROPEAN CHAMPIONSHIPS
for CONTROL LINE MODELS
P O L A N D - CZESTOCHOWA '91

CLASS F2B

TEAM RESULTS:

Pla ce:	COUNTRY	Competitor			TOTAL:
		1.	2.	3.	
1.	U.S.S.R.	6005.0	5851.0	5763.0	17619.0
2.	POLAND	5593.0	5435.0	5226.0	16254.0
3.	C.S.F.R.	5489.0	5275.0	5247.0	16011.0
4.	ITALY	5711.0	5121.0	5117.0	15949.0
5.	HUNGARY	5597.0	4958.0	5064.0	15619.0
6.	FRANCE	5416.0	5392.0	4402.0	15210.0
7.	NETHERLANDS	5226.0	5188.0	4699.0	15113.0
8.	GERMANY	4994.0	4229.0	4076.0	13299.0
9.	GREAT BRITAIN	5532.0	4930.0	2762.0	13224.0
10.	AUSTRIA	4900.0	4645.0	2035.0	11580.0
11.	SPAIN	4322.0	3990.0	0.0	8312.0
12.	ROMANIA	3257.0	1361.0	564.0	5182.0
13.	BELGIUM	4830.0	0.0	0.0	4830.0
14.	FINLAND	4817.0	0.0	0.0	4817.0
15.	SWITZERLAND	4713.0	0.0	0.0	4713.0
16.	ISRAEL	4489.0	0.0	0.0	4489.0

EVENT DIRECTOR: MAREK DOMINIAK




F. A. I. EUROPEAN CHAMPIONSHIPS
for CONTROL LINE MODELS
P O L A N D - CZESTOCHOWA '91

CLASS F2C
INDIVIDUAL RESULTS:

Pla ce:	TEAM	COUN	T I M E				
			TRY:	elim.1	elim.2	semi 1	semi 2
1.	NAZIN J. / WOROBEV O.	USSR	3'33.5	3'27.8	3'24.5	3'16.7	6'36.3
2.	SHABASHEV J. / IVAHOV B.	USSR	3'22.3	3'20.7	0'0.0	3'19.9	6'42.6
3.	BARKOV W. / SURAIEV W.	USSR	3'22.6	3'18.8	3'19.6	4'1.0	0'0.0
							BEST:
4.	METKEMEIJER B. / METKEMEIJER R.	HOL	3'25.5	3'49.0	3'30.4	3'22.8	3'25.5
5.	TITOV W. / YUGOV W.	USSR	3'32.0	3'26.1	3'35.7	0'0.0	3'26.1
6.	DELOR B. / SURUGUE R.	FRA	3'39.9	3'28.1	3'38.5	3'36.3	3'28.1
7.	MAGLI M. / PIRAZZINI E.	ITA	3'32.4	3'32.9	0'0.0	0'0.0	3'32.4
8.	BRENDEL P. / BYSCYNSKI D.	GER	3'35.2	3'33.3	3'46.6	3'35.7	3'33.3
9.	LANGWORTH B. / CAMPBELL D.	GBR	3'48.4	3'34.0	DISQ	3'39.2	3'34.0

INDIVIDUAL RESULTS:

Pla ce:	TEAM	COUN	T I M E		
			TRY:	elim.1	elim.2
10	DESSAUCY L. / DESSAUCY J.	BEL	DISQ	3'37.0	3'37.0
11	FISCHER J. / STRANIAK H.	AUT	DISQ	3'37.9	3'37.9
12	ENVALL P. / OESTMAN H.	SWE	0'0.0	3'41.1	3'41.1
13	OUGEN T. / CONSTANT P.	FRA	DISQ	3'41.4	3'41.4
14	NITSCHKE H. / KUEHNEGGER F.	AUT	3'49.3	3'42.4	3'42.4
15	MARSHALL H. / KUCKELKORN F.	GER	3'43.3	3'42.8	3'42.8
16	HILL A. / HETCALFE S.	GBR	3'44.4	5'5.6	3'44.4
17	RATKAI T. / NAGY Z.	HUN	3'45.6	DISQ	3'45.6
18	MATA F. / PASTOR A.	ESP	3'47.4	4'23.9	3'47.4
19	PIHET D. / PERRET J.P.	FRA	DISQ	3'49.6	3'49.6
20	MOHAI I. / BAGLYAS J.	HUN	DISQ	3'50.0	3'50.0
21	FITZGERALD M. / THOMASON M.	GBR	3'50.2	0'0.0	3'50.2
22	FAGERSTROM V. / NORE P.	FIN	3'53.5	DISQ	3'53.5
23	LEUPOLD E. / ENGFER K.	GER	DISQ	3'58.7	3'58.7
24	NEMETH A. / NEMETH M.	HUN	4'5.2	5'6.6	4'5.2
25	RADICCHI A. / PACI F.	ITA	4'6.3	4'13.2	4'6.3
26	SANCHO J. / OLIVE C.	ESP	4'18.1	4'33.8	4'18.1
27	GURDAKA R. / SZATECKI M.	POL	4'46.3	4'22.1	4'22.1
28	ZIETEK J. / ZYEKA P.	POL	5'34.8	6'13.8	5'34.8
29	BORZAN C. / GROBOIS A.	RUM	6'16.8	0'0.0	6'16.8
30	PENNISI R. / ROSSI A.	ITA	0'0.0	DISQ	0'0.0
	NIEDOBA P. / WEODARCZYK R.	POL	0'0.0	DISQ	0'0.0
	ILIES C. / SZILAGYI F.	RUM	0'0.0	0'0.0	0'0.0
33	KANTOR L. / CRISAN M.	RUM	DISQ	DISQ	DISQ

EVENT DIRECTOR:

JAN JOZHIK



F. A. I. EUROPEAN CHAMPIONSHIPS
for CONTROL LINE MODELS
POLAND - CZĘSTOCHOWA '91

CLASS F2C

TEAM RESULTS:

Place:	COUNTRY	TEAM			TOTAL:
		1.	2.	3.	
1.	U.S.S.R.	3'20.7	3'26.1	3'27.8	10'14.6
2.	FRANCE	3'28.1	3'41.4	3'49.6	10'59.1
3.	GREAT BRITAIN	3'34.0	3'44.4	3'50.2	11'8.6.
4.	GERMANY	3'33.3	3'42.8	3'58.7	11'14.8
5.	HUNGARY	3'45.6	3'50.0	4'5.2.	11'40.8
6.	AUSTRIA	3'37.9	3'42.4		7'20.3
7.	ITALY	3'32.4	4'6.3.	0'0.0	7'38.7
8.	SPAIN	3'47.4	4'18.1		8'5.5.
9.	POLAND	4'22.1	5'34.8	0'0.0	9'56.9
10.	NETHERLANDS	3'25.5			3'25.5
11.	BELGIUM	3'37.0			3'37.0
12.	SWEDEN	3'41.1			3'41.1
13.	FINLAND	3'53.5			3'53.5
14.	ROMANIA	6'16.8	0'0.0	DISQ	6'16.8

EVENT DIRECTOR: JAN JOZWIAK

Jan Józwiak

W. J. J.

F. A. I. EUROPEAN CHAMPIONSHIPS
for CONTROL LINE MODELS
P O L A N D - CZESTOCHOWA '91

CLASS F2C
INDIVIDUAL RESULTS:

Pla ce:	TEAM	COUN	T I M E				
			TRY:	elim.1	elim.2	semi 1	semi 2
1.	NAZIN J. / WOROBEV O.	USSR	3'33.5	3'27.8	3'24.5	3'16.7	6'36.3
2.	SHABASHEV J. / IVAHOV B.	USSR	3'22.3	3'20.7	0'0.0	3'19.9	6'42.6
3.	BARKOV W. / SURAIEV W.	USSR	3'22.6	3'18.8	3'19.6	4'1.0	0'0.0
							BEST:
4.	METKEMEIJER B. / METKEMEIJER R.	HOL	3'25.5	3'49.0	3'30.4	3'22.8	3'25.5
5.	TITOV W. / YUGOV W.	USSR	3'32.0	3'26.1	3'35.7	0'0.0	3'26.1
6.	DELOR B. / SURUGUE R.	FRA	3'39.9	3'28.1	3'38.5	3'36.3	3'28.1
7.	MAGLI M. / PIRAZZINI E.	ITA	3'32.4	3'32.9	0'0.0	0'0.0	3'32.4
8.	BRENDEL P. / BYSCYNSKI D.	GER	3'35.2	3'33.3	3'46.6	3'35.7	3'33.3
9.	LANGWORTH B. / CAMPBELL D.	GBR	3'48.4	3'34.0	DISQ	3'39.2	3'34.0

INDIVIDUAL RESULTS:

Pla ce:	TEAM	COUN	T I M E		
			TRY:	elim.1	elim.2
10	DESSAUCY L. / DESSAUCY J.	BEL	DISQ	3'37.0	3'37.0
11	FISCHER J. / STRANIAK H.	AUT	DISQ	3'37.9	3'37.9
12	ENVALL P. / OESTMAN H.	SWE	0'0.0	3'41.1	3'41.1
13	OUGEN T. / CONSTANT P.	FRA	DISQ	3'41.4	3'41.4
14	NITSCHKE H. / KUEHNEGGER F.	AUT	3'49.3	3'42.4	3'42.4
15	MARSHALL H. / KUCKELKORN F.	GER	3'43.3	3'42.8	3'42.8
16	HILL A. / HETCALFE S.	GBR	3'44.4	5'5.6	3'44.4
17	RATKAI T. / NAGY Z.	HUN	3'45.6	DISQ	3'45.6
18	MATA F. / PASTOR A.	ESP	3'47.4	4'23.9	3'47.4
19	PIHET D. / PERRET J.P.	FRA	DISQ	3'49.6	3'49.6
20	MOHAI I. / BAGLYAS J.	HUN	DISQ	3'50.0	3'50.0
21	FITZGERALD M. / THOMASON M.	GBR	3'50.2	0'0.0	3'50.2
22	FAGERSTROM V. / NORE P.	FIN	3'53.5	DISQ	3'53.5
23	LEUPOLD E. / ENGFER K.	GER	DISQ	3'58.7	3'58.7
24	NEMETH A. / NEMETH M.	HUN	4'5.2	5'6.6	4'5.2
25	RADICCHI A. / PACI F.	ITA	4'6.3	4'13.2	4'6.3
26	SANCHO J. / OLIVE C.	ESP	4'18.1	4'33.8	4'18.1
27	GURDAKA R. / SZATECKI M.	POL	4'46.3	4'22.1	4'22.1
28	ZIETEK J. / ZYEKA P.	POL	5'34.8	6'13.8	5'34.8
29	BORZAN C. / GROBOIS A.	RUM	6'16.8	0'0.0	6'16.8
30	PENNISI R. / ROSSI A.	ITA	0'0.0	DISQ	0'0.0
	NIEDOBA P. / WIODARCZYK R.	POL	0'0.0	DISQ	0'0.0
	ILIES C. / SZILAGYI F.	RUM	0'0.0	0'0.0	0'0.0
33	KANTOR L. / CRISAN M.	RUM	DISQ	DISQ	DISQ

EVENT DIRECTOR:

JAN JOZHIK



F. A. I. EUROPEAN CHAMPIONSHIPS
for CONTROL LINE MODELS
P O L A N D - CZĘSTOCHOWA '91

CLASS F2C

TEAM RESULTS:

Pla ce:	COUNTRY	T E A M			TOTAL:
		1.	2.	3.	
1.	U.S.S.R.	3'20.7	3'26.1	3'27.8	10'14.6
2.	FRANCE	3'28.1	3'41.4	3'49.6	10'59.1
3.	GREAT BRITAIN	3'34.0	3'44.4	3'50.2	11'8.6.
4.	GERMANY	3'33.3	3'42.8	3'58.7	11'14.8
5.	HUNGARY	3'45.6	3'50.0	4'5.2.	11'40.8
6.	AUSTRIA	3'37.9	3'42.4		7'20.3
7.	ITALY	3'32.4	4'6.3.	0'0.0	7'38.7
8.	SPAIN	3'47.4	4'18.1		8'5.5.
9.	POLAND	4'22.1	5'34.8	0'0.0	9'56.9
10.	NETHERLANDS	3'25.5			3'25.5
11.	BELGIUM	3'37.0			3'37.0
12.	SWEDEN	3'41.1			3'41.1
13.	FINLAND	3'53.5			3'53.5
14.	ROMANIA	6'16.8	0'0.0	DISQ	6'16.8

EVENT DIRECTOR: JAN JOZWIAK

Jan Józwiak